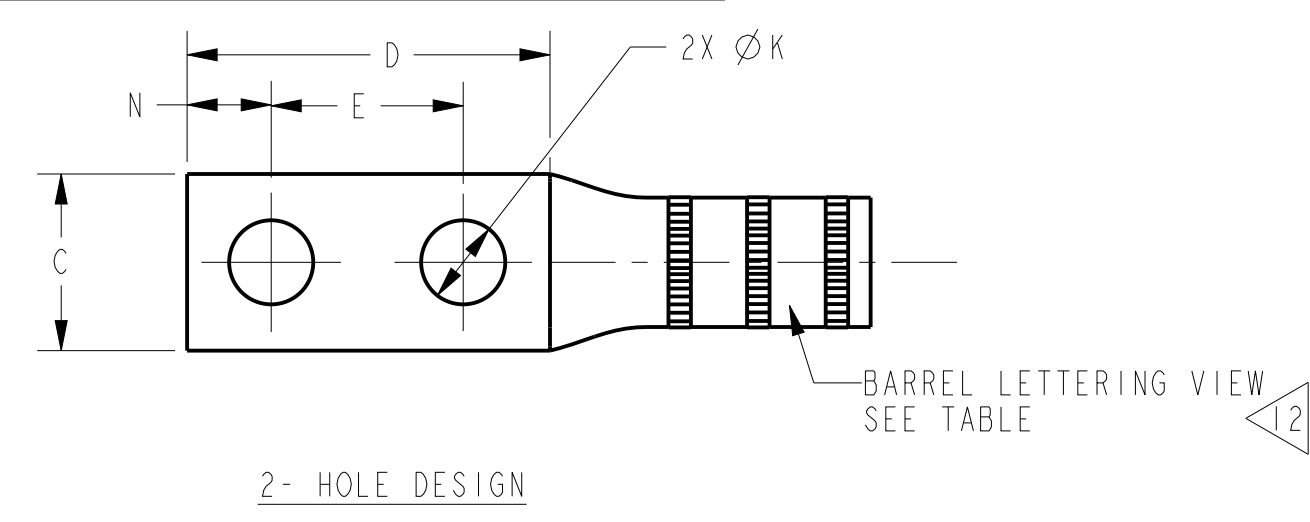
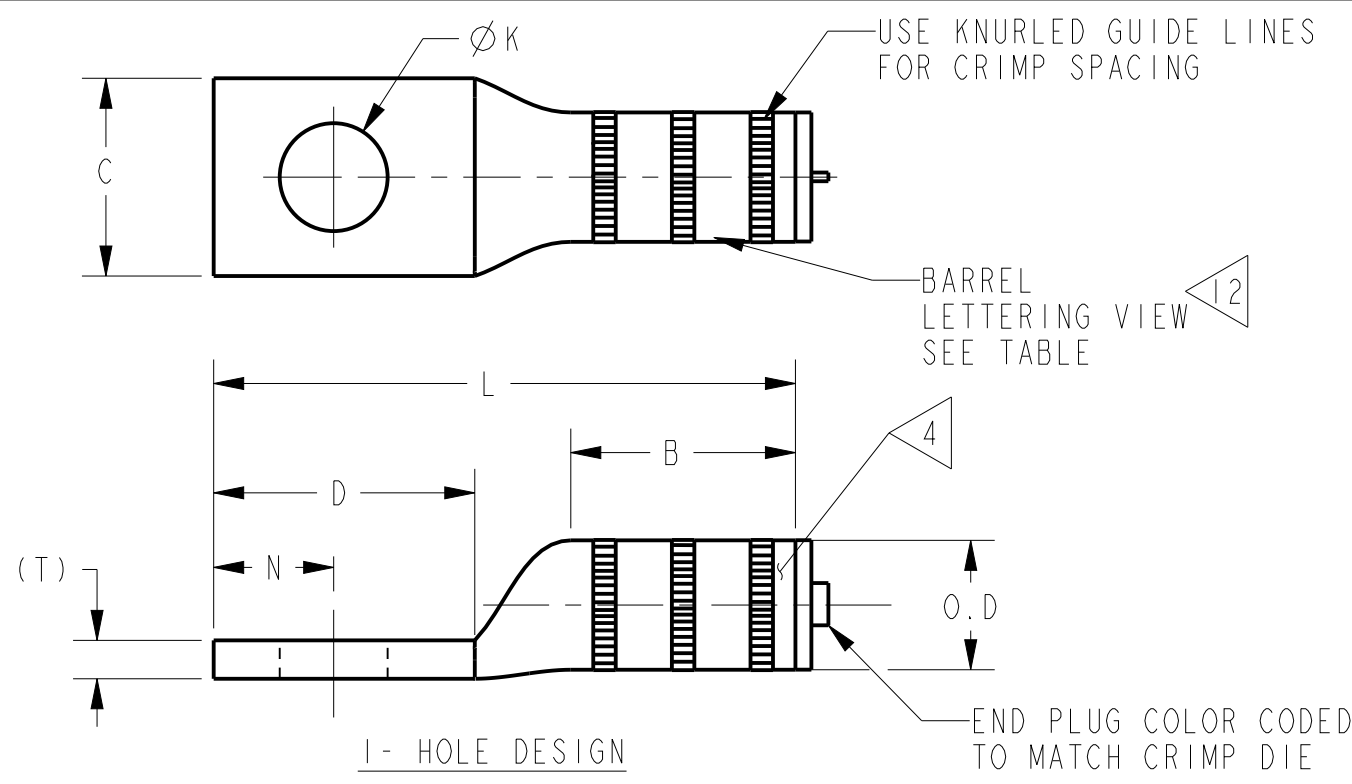
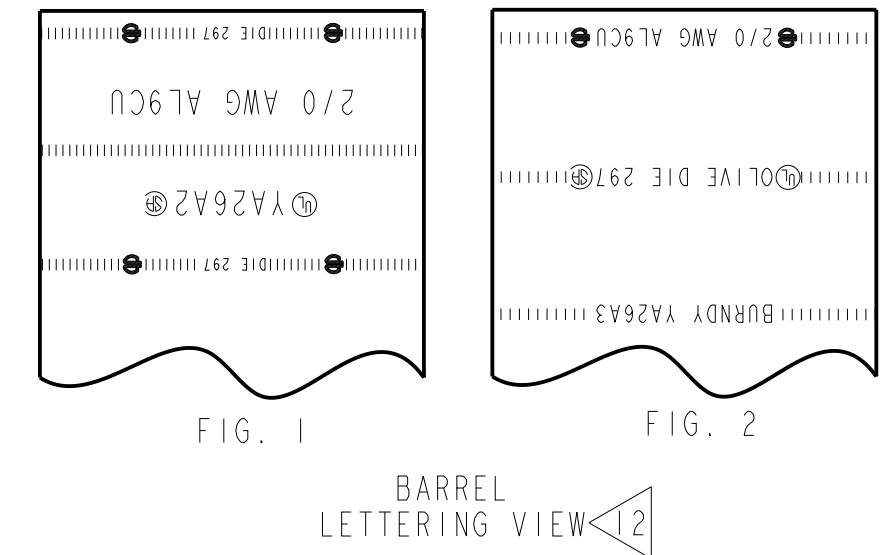


REV	DATE	DESCRIPTION	ECO	BY	C'H'K.
AJ	09/15/2015 00:00:00 AM	ROLLMARKING DETAILS UPDATED	41819	NG	RG

CATALOG NUMBER	CONDUCTOR SIZE		CONNECTOR DIMENSIONS-LINEAR MEASURE IN, [mm]											INFORMATION	BARREL LETTERING INFORMATION
	ALUMINUM	COPPER	STUD SIZE	NO. OF HOLES	B	C	D	E	ϕ K	L	N	O.D	(T)		
YA26A1			1/2		1.17 [30]	1.03 [26]	1.36 [35]	--	.56 [14]	3.03 [77]	.63 [16]		.20 [5]	TIN	FIG. 2
YA26A2			1/2		1.17 [30]	1.03 [26]	1.36 [35]	--	.56 [14]	3.03 [77]	.63 [16]		.20 [5]	NONE	FIG. 1
YA26A6	2/0 AWG CLASS B CONCENTRIC COMPRESSED COMPACT SIW	2/0 AWG CLASS B,C CONCENTRIC COMPRESSED COMPACT	3/8	1	1.17 [30]	.67 [17]	1.18 [30]	--	.44 [11]	2.79 [71]	.44 [11]		.24 [6]	TIN	FIG. 2
YA26A8			5/8	1	1.17 [30]	1.03 [26]	1.36 [35]	--	.69 [18]	3.03 [77]	.63 [16]	.67 [17]	.20 [5]	TIN	FIG. 2
YA26A3			1/2	2	1.17 [30]	1.03 [26]	3.11 [79]	1.75 [44]	.56 [14]	4.78 [121]	.63 [16]		.20 [5]	TIN	FIG. 2
YA26A4			1/2	2	1.17 [30]	1.03 [26]	3.11 [79]	1.75 [44]	.56 [14]	4.78 [121]	.63 [16]		.20 [5]	NONE	FIG. 1
YA26A5			3/8	2	1.17 [30]	.92 [23]	1.89 [48]	1.00 [25]	.44 [11]	3.56 [90]	.44 [11]		.24 [6]	TIN	FIG. 2
YA26A5			3/8	2	1.17 [30]	.92 [23]	1.89 [48]	1.00 [25]	.44 [11]	3.56 [90]	.44 [11]		.24 [6]	TIN	FIG. 2

COLOR CODE	BURNDY® INSTALLATION TOOLING (#CRIMPS)										DIELESS (#CRIMPS)		STRIP LENGTH
	DIE INFORMATION		MECHANICAL		HYDRAULIC						MECHANICAL	HYDRAULIC	
	DIE INDEX	TYPE	OUR840	MD6	Y34A Y34B	Y35, Y39 Y750 PAT750	Y46	Y45	Y48BH	Y60			
OLIVE	297 BG 245	OLIVE DIE SET	X26ART (4) XBG (4) X245 (4)	X26ART (4) WBG (2) W245 (3)	A26AR (2)	U26ART (2) UBG (2) U245 (1)	U26ART (2) UBG (2) U245 (1)	U26ART (2) UBG (2) U245 (1)	C28AR (1)	--	MRC840AL (3) MY29-3 (2)	Y81KFT (2) PAT81KFT (2) Y644 (1) PAT644 (1)	1 3/8"
	297	NEST INDENTOR	--	--	A29D(1) B29D(1) Y34PR-5	--	P29D(1) P34PR-5	--	--	--			



NOTES:

- ALL HYLUGS™ ACCOMMODATE U.S. STANDARD WASHERS
- REMOVE ALL EXCESS PENETROX™ FROM CONNECTOR AND ADJACENT CONDUCTOR PRIOR TO TAPING.
- UL LISTED AND CSA CERTIFIED WIRE CONNECTORS, RATED 90 C (AL9CU) FOR USE WITH COPPER OR ALUMINUM CONDUCTOR. APPROVAL APPLY TO TIN PLATED CONNECTORS ONLY.
- CONNECTOR BARRELS PREFILLED WITH PENETROX™
- DIMENSIONS IN BRACKETS [] ARE IN MILLIMETERS ROUNDED OFF TO THE NEAREST MILLIMETER, UNLESS OTHERWISE NOTED, AND ARE FOR REFERENCE ONLY.
- ADD SUFFIX "DT" TO ORDER LUGS WITH CRIMP BARREL SEALED AIR TIGHT INSIDE THE TRANSITION.
- CATALOG #PT6515 ADAPTOR IS REQUIRED TO USE "U" DIES IN Y45 SERIES TOOLS.
- CATALOG #PUADP-1 ADAPTOR IS REQUIRED TO USE "U" DIES IN Y46 SERIES TOOLS.
- Y35P3 INDENTOR ADAPTOR REQUIRED FOR "Y34PR" TYPE INDENTORS.
- FOR USE BY CUSTOMERS THAT HAVE THIS HYPRESS™. NO NEW HYPRESSES™ ARE BEING PROCESSED.
- ADD SUFFIX "U" TO ORDER LUGS WITH UNDRILLED TONGUE.
- ENLARGED BARREL MARKING VIEW.

UNINSULATED COMPRESSION TERMINAL MATERIAL: ALUMINUM TUBE

HYLUG™	
ITEM NO: NA	
CAT. NO: YA26A-(SEE TABLE)	
DRAWN BY: E.S.K	7/9/72
CHECKER: S.F.P	8/01/72
DSN APPVL: R.B	8/02/72
MFG APPVL: --	--
QA APPVL: D.VARIO	6/19/95
MKT APPVL: P.WERTHMAN	6/19/95
PROD FAM: --	
PROJECT #: --	SCALE: 1:1
DOCUMENT TYPE: Sales	DRAWING NO
REL LEVEL: Released	REV
	SD073935
	SHEET 7 OF 24

REV: PE0200

A